


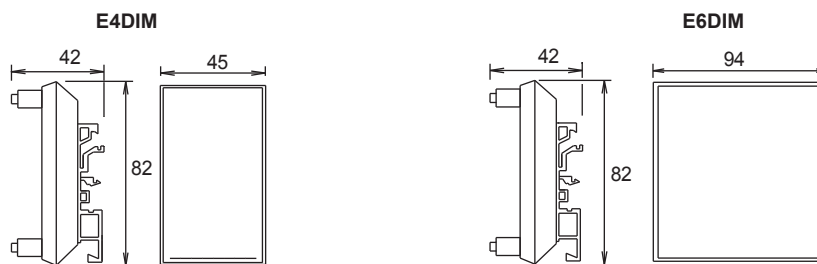
B.M.S INPUT - OUTPUT MODULES 4 & 6 DIGITAL INPUT MULTIPLEXER

E4DIM, E6DIM

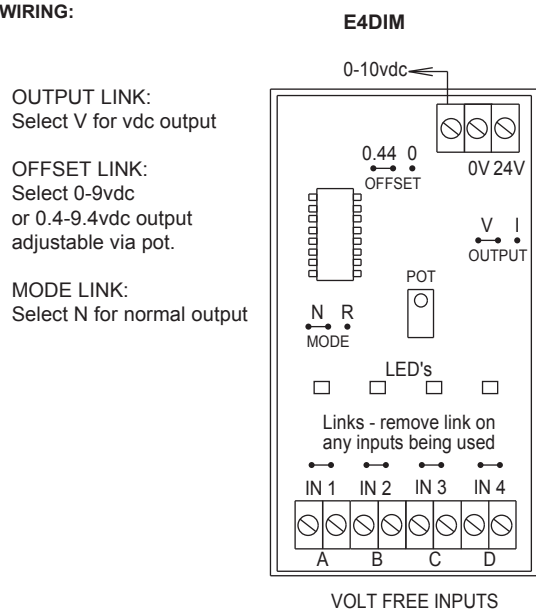
<p>These units allow up to 4 or 6 volt free inputs to be converted into a single 0-10vdc analogue output channel which can in turn be decoded by a B.M.S controller into digital status bits.</p>		<ul style="list-style-type: none"> LED status indication Input signal test links Load > 4.7kΩ Din-Rail mounting Compatible with TREND A to D Function module in the IQ controller. Max Ambient -10 /+50°C Flammability = UL94-V0
---	--	--

Type	Supply ±15%	Consumption Max.	Inputs 24VAC/DC 230VAC	Output Selectable	Mounting	Protection
E4DIM	24VAC/DC	50mA	4 x Volt Free Contacts	0-9vdc or 0.4-9.4vdc	Din Rail	IP00
E6DIM	24VAC/DC	60mA	6 x Volt Free Contacts	0-10vdc	Din Rail	IP00

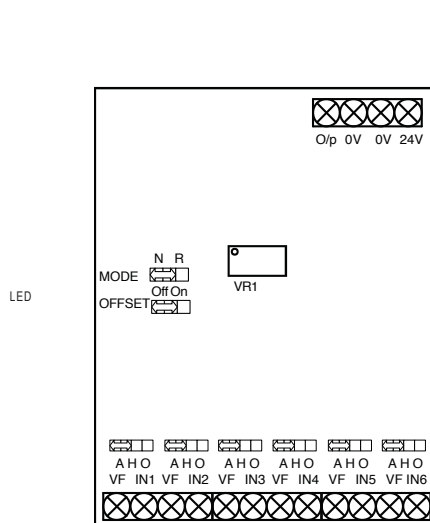
DIMENSIONS:









WIRING:



AX-DIM6-MI Connections



Jumpers

- Mode: Normal or Reverse Action :
- N = Normal 
 - R = Reverse 
- Offset: Voltage versions
- Off = 0-10V 
 - On = 2-10V 
- Current versions
- Off = 0-20mA 
 - On = 4-20mA 

All inputs must be volt free. Screened cable is recommended to eliminate electrical interference.

INSTALLATION:

The unit is pre-calibrated, therefore the potentiometer should not require field adjustment of the 0-10vdc signal.

Total output voltage is equal to the sum of the inputs that are switched ON :-

E4DIM 0-9vdc Output:

Input A = 4.8V B = 2.4V C = 1.2V D = 0.6V If A + C are ON then output = 6V if B + C are ON then output = 3.6V

E4DIM 0.4-9.4vdc Output:

Input A = 5.2V B = 2.8V C = 1.6V D = 1.0V If A + C are ON then output = 6.8V if B + C are ON then output = 4.4V

E6DIM: Input IN1 = 0.156V IN2 = 0.313V IN3 = 0.625V IN4 = 1.25V IN5 = 2.5V IN6 = 5V

Terminals 0.5-2.5mm² rising clamps

Min sensor / control signal cable size 7/0.2mm

Max length 100m

Screened cable is recommended

The screen should be earthed at controller end only

Keep sensor/control signal wires away from power cables/units which may cause interference.